


# Bradfield Primary School

---



TAPESTRY  
ONLINE LEARNING  
JOURNAL

# What is Tapestry and why are we using it?


---

- ▶ Tapestry is the online learning journal system which we use in school to record children's learning and development. Some of you may be familiar with the system as it is also used by many nurseries.
- ▶ The system enables you as parents and carers to have a secure login where you can access your child's observations which have been recorded in school.
- ▶ Tapestry also enables us to have better communication between school and home particularly during the COvid-19 pandemic where face to face communication with parents will be more limited than usual.

# Logging in

- ▶ To login to Tapestry we will need to have an email address for you.
- ▶ Once you activate your account you can then login to Tapestry using a web browser or the app.
- ▶ Remember to set a strong password  
The link below offers guidance on how to set a strong and memorable password.

<https://eyfs.info/forums/topic/47249-password-setting-advice/>



The screenshot shows the login interface for Tapestry Online Learning Journal. It features the logo at the top left, followed by the text 'TAPESTRY ONLINE LEARNING JOURNAL'. Below this are two input fields: 'Email address' and 'Password'. A blue 'Log In' button is positioned below the password field. At the bottom left, there is a link that says 'Having trouble logging in?'.

# Observations added to your child's journal by the school

- ▶ As a parent, you will be able to see any observations for your child that have been added to their journal by staff in school. These observations will be linked to the seven areas of learning in the EYFS curriculum.
- ▶ You will be able to add your own comments to the observations completed in school. This may take different forms; you may choose to tell us if your child has completed a similar activity or skill at home recently, you might want to share whether your child enjoys related activities at home or you may just want to congratulate your child on their achievement.

Listening to a story

Submitted by Emily Deane on 17 Apr 2017 11:47 AM



Notes

This morning, after we had all tidied up, we sat on the number carpet where one of our teachers read a story about a little girl who is searching for a star. (Luzia's Star)  
We all listened really well and discussed various aspects of the story. We each made our own predictions of what might happen next and how we think the story might end.

Comments

Add a comment

Add Reply

# Adding your own parental observations

---

- ▶ The EYFS curriculum encourages the sharing of knowledge about each child between school and home. We therefore encourage you to add your own observations to your child's Tapestry online learning journal.
- ▶ When you add to your child's learning journal at home it really helps us to gain a picture of the whole child and their interests, skills and abilities.
- ▶ Your observations can take the form of notes, photos and videos. These can be easily added to Tapestry from a phone, tablet or PC.

# Examples of parental observations

On Saturday Georgia and her cousin Milly used the karaoke machine to perform a concert for me and her auntie. They sang along to the songs and made up dances for each one!

**Achievement:** Georgia achieved her Grade 1 dance award this weekend. Mummy and Daddy are proud of her.

B said:

"I'm going to put my milk carton in the plastic recycle tub."

I helped my dad put together a flat-pack side board. We had to match numbers and letters to fix the pieces together and Dad let me have a turn at fixing them together with a big hammer.



Jaden enjoyed his time in the adventure playground at Longleat and confidently climbed the net

# Examples of parental observations

Will made up his own song to the tune of 'I Hear Thunder'.

"Father Christmas, Father Christmas;

With the toys, with the toys;

For me and all the children, for me and all the children;

Yes he did, yes he did".

A spent a long time experimenting with the contrasting textures found in the variety of natural materials.

'I love the smooth shiny conkers'



As I was driving to school this morning, Luke and Matilda began talking to each other about how old they are. Matilda said, "Luke, I'm 6 years old!" After arguing back and forth about this for a while Luke said to me, "She's not 6 is she mum, because she is younger than me and I'm only 5. Matilda is only 2 isn't she mum?"

Luke then went on to explain to Matilda, "when you're 6, I'll be 7, because I'm older than you."

On hearing this I said to Luke, "if Matilda is 2 and you are 5, how many years older are you?"

Luke was able to work it out and answered "3". So I then asked, "so if you are 3 years older than Matilda, when Matilda is 6 how old will you be?"

Luke thought for a while, then answered, "I'll be 9 then won't I mum!"

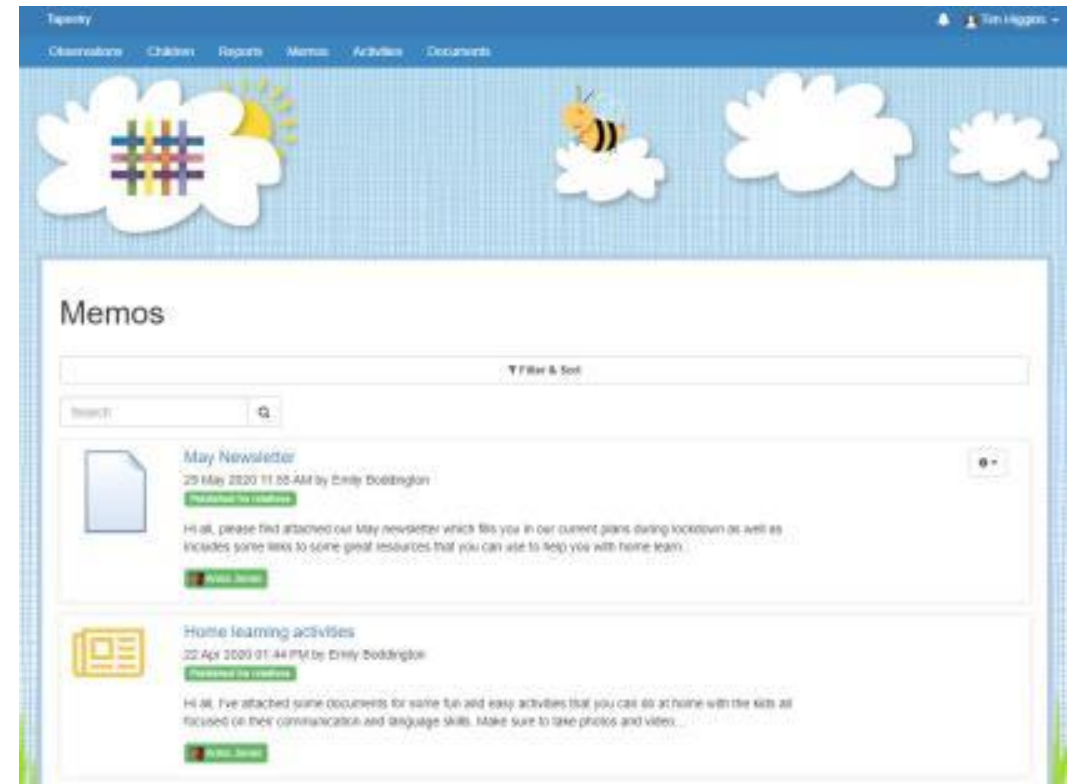
# Parental observations – further information

---

- ▶ At times we may set specific home learning challenges with a focus for yourselves and your child to share at home. These will link to the topics and themes that your child is learning about in school and will help them to consolidate and extend their knowledge and skills.
- ▶ As a minimum we would hope that you as parents would engage with and check your child's learning journey online weekly. We would encourage parents to add observations as often as you would like, however as a minimum we would expect 5 or 6 home learning observations each half term or during the school holidays.

# Memos

- ▶ The memos feature of Tapestry is separate to your child's observations.
- ▶ We will sometimes send out Memos to the class on Tapestry. This allows us to share messages with you such as reminders and newsletters



# Accidents

- ▶ We will use the Accidents section of Tapestry to share with you any accidents that have occurred whilst your child is in school e.g. fall in playground which has required First Aid.
- ▶ If required we will of course ring you to let you know of any more serious or urgent accident or injury.
- ▶ Please note that to view the accident forms you must access the web browser version of Tapestry and not the app.

## Accidents

31/07/2020

Anna Jones

### Accident [↗](#)

|                          |                                  |
|--------------------------|----------------------------------|
| Time                     | 11:05 AM                         |
| First aiders             | Ben Case                         |
| Approver                 | Emily Boddington                 |
| Signee                   | Tim Higgins                      |
| Sign-off witness         | Emily Boddington                 |
| Created by               | Emily Boddington                 |
| What led to the accident | Anna hit her head on a cupboard. |
| First aid administered   | Applied a cold compress          |

Write a comment



# How is your data kept safe?

- ▶ A password is required to access Tapestry, remember the stronger the password you set, the more secure your account is
- ▶ You are linked manually to your child/children so you can only view observations for them
- ▶ We don't need to store any of the data entered onto Tapestry, they store it for us on secure cloud servers within the EU
- ▶ Data is stored separately for each school
- ▶ Tapestry's developers and support personnel require our permission to access our Tapestry account
- ▶ For more information about Tapestry security you can go on their website <https://tapestry.info/security.html>

